

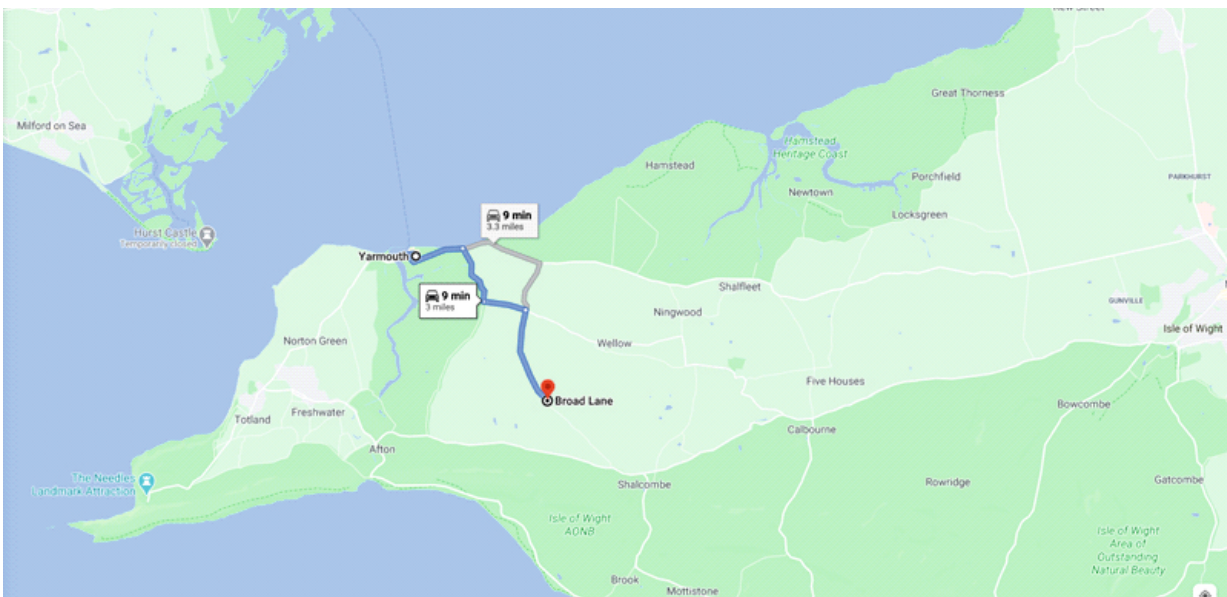
TAPNELL FARM

ISLE OF WIGHT

Directions to Dome Meadow (DO NOT DRIVE TO TAPNELL FARM)

Please do not drive to Tapnell Farm. Dome meadow has a separate entrance on the other side of the farm off Broad Lane. You cannot get there via the farm.

WIGHTLINK YARMOUTH > DOME MEADOW



- 1 Leave the Wightlink Ferry
- 2 At the roundabout, take the 1st exit onto River Rd/A3054 (signed Newport)
- 3 After 0.7 miles, Turn right onto Thorley Rd/B3401 (signed Thorley)
- 4 After 0.7 miles, Turn left onto Newport Street/B3401
- 5 After 0.5 miles, Turn right onto Broad Lane
- 6 After about 1 mile, you'll see the turning to Dome Meadow on the right hand side.
- 7 Follow signs to the carpark, park up in your designated parking bay and make yourself at home in your Dome!

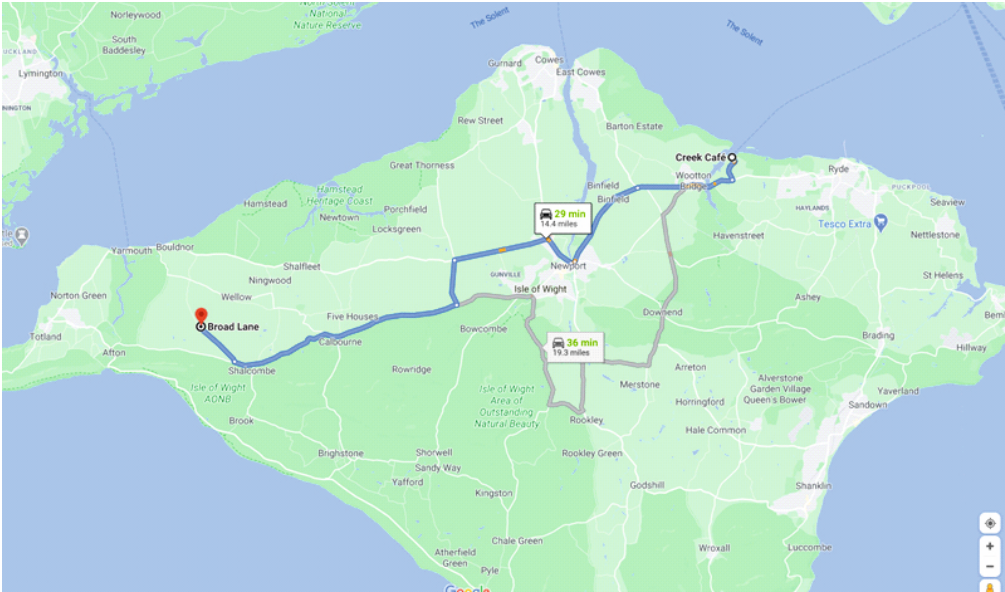
HOME OF



TAPNELL FARM

ISLE OF WIGHT

WIGHTLINK FISHBOURNE > DOME MEADOW



- 1 Heading out of Wightlink Ferry port head right along Fishbourne Ln. Until you reach traffic lights at Junction.
- 2 Turn right at Traffic Lights – signposted Newport, Cowes, Yarmouth, Freshwater. This is the A3054.
- 3 Carry along this road for a couple of minutes. Cross the bridge in Wotton, past the 'Sloop Inn' on your right and keep going. Watch out for speed cameras.
- 4 Continue up Wotton high street and at next junction traffic lights continue over, past 'The Cedars' pub on your left – signposted Newport A3054.
- 5 Continue on this road until you reach a large roundabout. Keep left, sign posted Newport. Take the first exit.
- 6 Continue along the A3054 for a couple more minutes, past Medina High school on your right. Keep going.
- 7 At the traffic light junction continue across with 'Seaclose stores' on your left.

HOME OF



TAPNELL FARM

ISLE OF WIGHT

WIGHTLINK FISHBOURNE > DOME MEADOW

- 8 Past the church on your right. When the lane divides into two, take the right hand lane and at the next traffic lights turn right (this skips Newport town Centre)
- 9 Then after a few hundred meters turn right again (signposted Cowes, Yarmouth) onto the dual carriage way A3020. Keep in the left hand lane.
- 10 At the roundabout, take the first exit signposted 'Yarmouth, Freshwater A3053'. Stay on this road, do not turn immediately left. Carry on round, you are now on 'Forest Road'.
- 11 Carry on over zebra crossings, past the school on your left, and past 'Parkhurst prison' on your right. Carry on along this road until you get to the traffic lights.
- 12 Carry on over at the traffic lights, and go a couple of hundred meters past the BMW Garage on the left. You will see a cross roads, sign posted right to 'Porchfield' or left with a size restriction symbol. Turn left. You are now on 'Betty Haunt Lane'
- 13 Travel along the lane with care and at the end of the lane take the right hand fork (you will see the Blacksmiths arms (to your left) Turn right onto the road.
- 14 You are now on 'The Middle Road' B3051. Travel along here for about 10/15 minutes. You will pass Calbourne with its garage and Sun Inn (not the good one) on the right, down past Calbourne Mill on the right. Carry along and eventually you will pass Chessell pottery on the left, and keep going.
- 15 When you reach a dip in the road and two cottages on your right, turn right down 'Broad Lane' towards Yarmouth
- 16 A couple of miles down here you'll see a turning on the left for 'Dome Meadow'. You have arrived!
- 17 Follow signs to the carpark, park up in your designated parking bay and make yourself at home in your Dome!

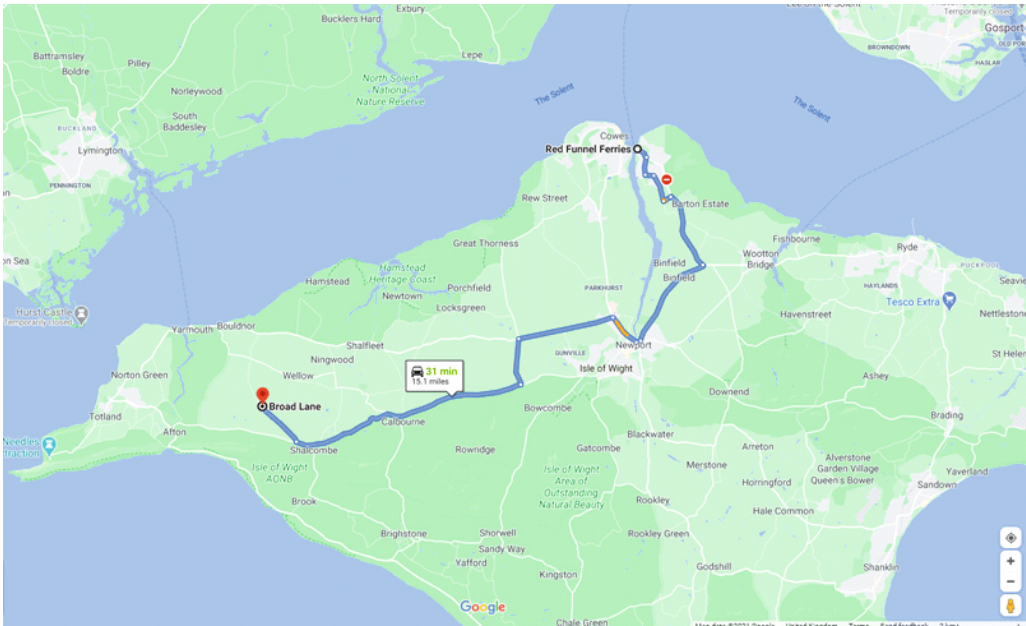
HOME OF



TAPNELL FARM

ISLE OF WIGHT

RED FUNNEL EAST COWES > DOME MEADOW



- 1 Off of the ferry turn immediately left onto 'Dover Road'
- 2 Go straight over the mini roundabout with Waitrose on your left. This is 'Well Road'. Travel along Well road, through the traffic lights for a few minutes. The road becomes 'York Avenue'.
- 3 Travel along York Ave. with a garage on your left then up past a tree lined park on your right.
- 4 Keep going, keep going along this road, you will pass 'Albert Cottage' on your left (this belonged to Queen Victoria's Osborne House Estate) Just keep going round and you will pass the entrance to Osborne House (English Heritage, well worth a visit if you have time)
- 5 The road will now become Whippingham Road. You will come to a roundabout. Take the first exit – Signed Newport A3045. Carry along this road for a couple of minutes.
- 6 When you reach the large roundabout take the 2nd Exit signed Newport A3054.
- 7 Continue along the A3054 for a couple of minutes, past Medina Highschool on your right. Keep going.

HOME OF



TAPNELL FARM

ISLE OF WIGHT

RED FUNNEL EAST COWES > DOME MEADOW

- 8 At the traffic light junction continue across with 'Seaclose stores' on your left.
- 9 Past the church on your right. When the lane divides into two, take the right hand lane and at the next traffic lights turn right (this skips Newport town Centre)
- 10 Then after a few hundred meters turn right again (signposted Cowes, Yarmouth) onto the duel carriage way A3020. Keep in the left hand lane.
- 11 At the roundabout, take the first exit signposted 'Yarmouth, Freshwater A3053'. Stay on this road, do not turn immediately left. Carry on round, you are now on 'Forest Road'.
- 12 Carry on over zebra crossings, past the school on your left, and past 'Parkhurst prison' on your right. Carry on along this road until you get to the traffic lights.
- 13 Carry on over at the traffic lights, and go a couple of hundred meters past the BMW Garage on the left. You will see a cross roads, sign posted right to 'Porchfield' or left with a size restriction symbol. Turn left. You are now on 'Betty Haunt Lane'
- 14 Travel along the lane with care and at the end of the lane take the right hand fork (you will see the Blacksmiths arms (to your left) Turn right onto the road.
- 15 You are now on 'The Middle Road' B3051. Travel along here for about 10/15 minutes. You will pass Calbourne with its garage and Sun Inn (not the good one) on the right, down past Calbourne Mill on the right. Carry along and eventually you will pass Chessell pottery on the left, and keep going.
- 16 When you reach a dip in the road and two cottages on your right, turn right down 'Broad Lane' towards Yarmouth
- 17 A couple of miles down here you'll see a turning on the left for 'Dome Meadow'. You have arrived!
- 18 Follow signs to the carpark, park up in your designated parking bay and make yourself at home in your Dome!

If you are travelling to the Island by foot – you might want to get a Taxi to Tapnell Farm.

We recommend: Jay's Taxi's - 07917 173865 | Norton Taxi's - 01983 759955 | Alpha Taxi - 0800 298 5421

Seasonal Bus Service only to Tapnell Farm

The nearest bus stop is in Freshwater Town and Yarmouth - You can find out more on

www.islandbuses.info

HOME OF

